



Check one box for desired style:

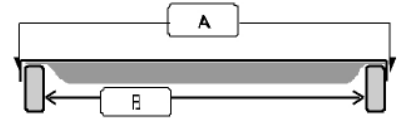
IN-STEP



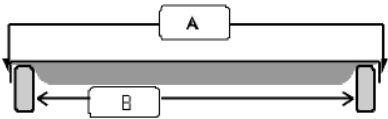
STEP



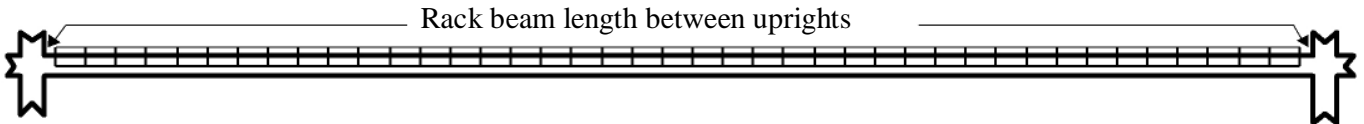
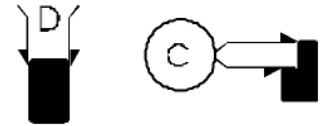
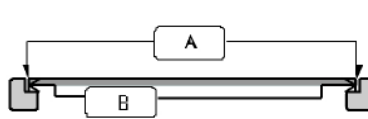
BOX



HEAVY DUTY BOX



LIGHT DUTY



Completely fill out areas below with your specifications:

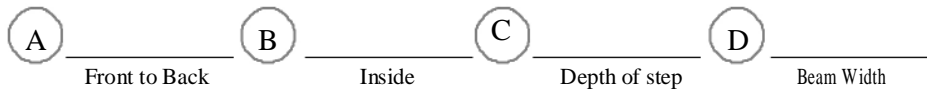
1 Channel orientation:



Quote #

Customer:

2 Following the diagrams above, determine the dimension of:



3 Rack beam length between uprights: _____

4 Name of manufacturer and beam part # _____

5 Capacity rating for your rack (per pair of beams): _____

6 Indicate total load distribution for your rack: _____

This sheet must be completed, signed, and returned to Premier Wire Ltd before order is put into production. Premier Wire will not be responsible for incorrect deck orders. Feel free to contact us for help completing this form.

Specifications authorized by: _____ Title: _____

Office Use

Code # _____
Colour _____
Details _____

Authorized by: _____

Tel: _____